

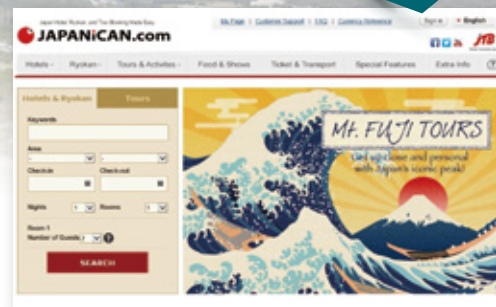
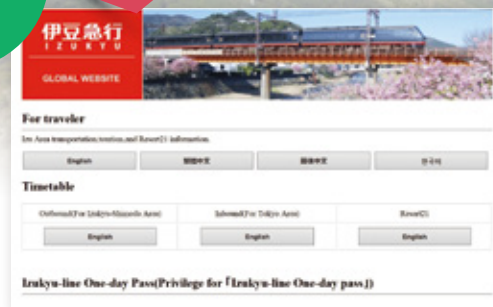
Tourist Information

Sightseeing
in Izu

Izuky Line

For information on sightseeing in Izu

JAPANICAN.COM



The Izuky Line is a resort railway line that travels the east coast of the Izu Peninsula. This site provides train schedules and fares as well as seasonal information about Izu.

http://www.izuky.co.jp/global_site/



This site offers online booking of individual travel from countries throughout Asia. It is a dedicated site for reserving travel to and in Japan.

<https://www.japanican.com/en/tour/list/?typecd=TOU&typegrcd=TPA&deptcd=D04&kw=IZU%20PASS>



Getting
around
in Izu

For information on getting around Izu

Suruga Bay Ferry

You can cross Suruga Bay by high-speed ferry. The trip from the Port of Shimizu to the Port of Toi takes just 65 minutes. Enjoy sweeping views of Mt. Fuji from the deck.



<http://www.dream-ferry.co.jp/en/>

Tokai Bus

This route bus covers virtually all regions of Izu.

<http://www.tokaibus.jp/> (Available in Japanese language only)



The Izu Hakone Railway is a train service that runs through central Izu. On clear days you can see Mt. Fuji from the train window.



<https://www.fujihakoneizu.com/>


Izu Hakone Railway

Wi Fi

Key Facilities Available for Use in Izu

Ito City	● Roadside Station Ito Marine Town	Higashi Izu Town	● Inatori Cultural Park
Shimoda City	● Road Station Kaikoku Shimoda Minato	Kawazu Town	● Kawazu Tourist Information Center
Minami Izu Town	● Michi-no-Eki Shimogamo Onsen Yunohana	Izu City	● Amagi-goe roadside station
Matsuzaki Town	● Michi-no-Eki Hana-no-Sanseien Izumatsuzaki	Izunokuni City	● Michi-no-Eki Izunoheso
		Numazu City	● Michi-no-Eki Kurura Heda

Emergency Contact Information



For inquiries regarding tourism information

IZUKYU HOLDINGS CORPORATION TEL.0557-53-1939 (From within Japan) +81-557-53-1939 (From overseas)
※Telephone reception is in Japanese only. www.izuky.co.jp

IZU

The Japanese Resort

Guide
Map
English version

View of Mt. Fuji from the peak of
Mt. Katsuragi in Izunokuni City

Shirahama Ohama Beach, Shimoda City

伊豆急
IZUKYU

IZU

Japan is an outstanding tourism destination,
boasting four beautiful seasons and the majestic spectacle of Mt. Fuji

Nestled in superb natural beauty, the Izu Peninsula is blessed with a warm climate all year round.
It is one of Japan's signature tourism areas, within easy reach of both Tokyo and Mt. Fuji.



INDEX

03 ACCESS Izuiky offers convenient, discounted travel by rail to Izu from every airport.

05 MODEL COURSE 1-day trip 2-day trip

07 IZU KYUKO Route network

09 IZU MAP Guide to recommended sightseeing spots and events

Rear cover TOURIST INFORMATION

Information about sightseeing in Izu
Information about getting around in Izu
Key facilities with Wi-Fi in Izu Emergency contact information

Shimoda City Shirahama Ohama Beach



Kawazu Town
Cherry trees along the Kawazu River



Shimoda City
narcissus in Tsumekisaki



Nishiizu Town
Sunset on the Otago coast



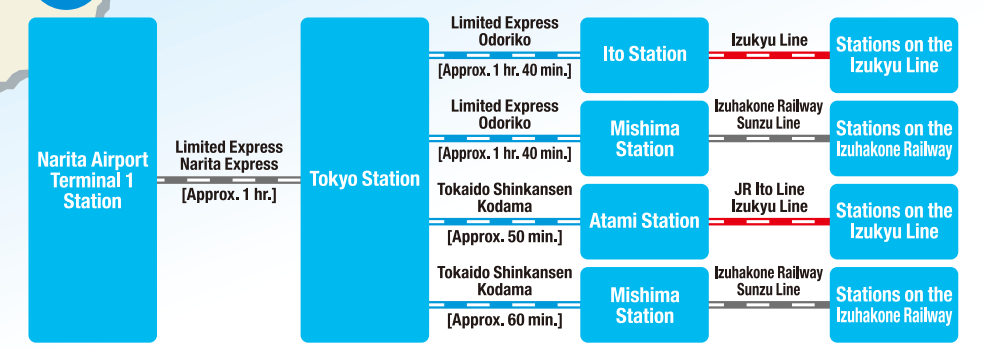
Izu City
Bamboo-thicket lane in autumn

ACCESS

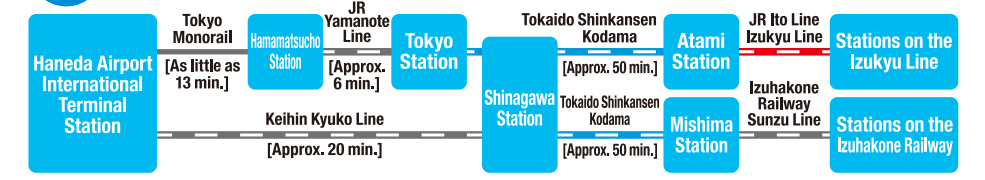


Getting to Izu from Each Airport by Rail

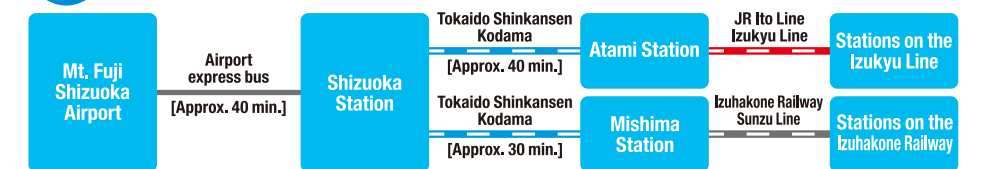
1 From Narita International Airport to Izu



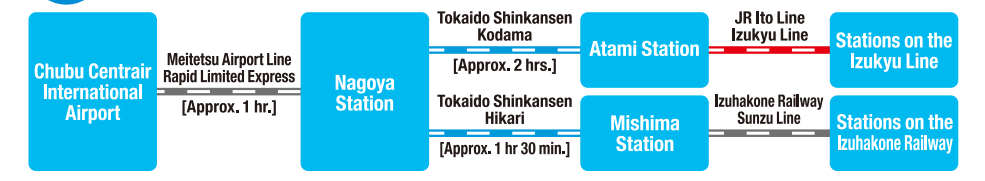
2 From Tokyo International Airport (Haneda) to Izu



3 From Mt. Fuji Shizuoka Airport to Izu



4 From Chubu Centrair International Airport to Izu



IZU Convenient, discounted tickets

Izukyū-Line 1-day pass 2-day pass

This convenient and specially discounted ticket exclusively for foreign visitors to Japan offers unlimited boarding and alighting anywhere on the Izukyū Line.

	Adult	Child
1-day pass	¥1,200	¥600
2-day pass	¥2,000	¥1,000

- Fare (fare accepted in cash only)
- Travel area : Itō Station – Izukyū-Shimoda Station
- Valid period
1-day pass : Valid on day of issue only
2-day pass : Valid for 2 consecutive days



● Sales locations
Itō Station
Izu-Kōgen Station
Izu-Atagawa Station
Izu-Inatori Station
Kawazu Station
Izukyū-Shimoda Station

*Available from 1 month before date of use.

For details please visit the website listed below.
www.izukyū.co.jp/global_site/

IZU Dream Pass

This free pass is your best deal by far for sightseeing travel on ferries, buses and trains in the Izu Peninsula. You can travel everywhere in the Izu Peninsula with just this one ticket.

- Modes of transportation you can use
- Izukyū Line
 - Izuhakone Railway
 - Tokai Bus
 - Izuhakone Bus
 - Suruga Bay Ferry

	Adult	Child
Koganeji Route	¥3,700	¥1,860
Wasabiji Route	¥3,900	¥1,960
Fujimiji Route	¥2,800	¥1,420

*Modes of transportation you can use, fares and valid periods vary according to the route category you choose.
For details / about sales locations, please visit the website listed below.
www.izudreampass.com/

JR TOKYO Wide Pass

Recommended for your trip from Tokyo to Mt. Fuji and Izu! Offers unlimited use on all shinkansen, special express and other scheduled trains in the specified area.

	Adult	Child
Fare	¥10,000	¥5,000
Valid period : 3 days		

For details about ways to purchase convenient tickets for sightseeing around the JR East Japan area, including the Izukyū Line, please visit the website listed at right.

JR EAST PASS (Tohoku area / Nagano, Niigata area)

Enjoy unlimited travel with ordinary reserved seating on all shinkansen and special express trains in a wide area from Tokyo to Mt. Fuji, Izu and eastern Japan.

	Adult	Child
Fare (Price when purchased overseas)		
Nagano, Niigata area	¥18,000 (¥17,000)	¥9,000 (¥8,500)
Tohoku area	¥20,000 (¥19,000)	¥10,000 (¥9,500)

● Valid period : Any 5 days within 14 days of date of purchase

For your trip to Izu, choose Izukyū!

STATION LIST



- Itō IZ01
- Minami-Itō IZ02
- Kawana IZ03
- Futo IZ04
- Jōgasaki-Kaigan IZ05
- Izu-Kōgen IZ06
- Izu-Ōkawa IZ07
- Izu-Hokkawa IZ08
- Izu-Atagawa IZ09
- Katase-Shirata IZ10
- Izu-Inatori IZ11
- Imaihama-Kaigan IZ12
- Kawazu IZ13
- Inazusa IZ14
- Rendaiji IZ15
- Izukyū-Shimoda IZ16

*Stops on the Odoriko Limited Express are written in red.

<http://www.jreast.co.jp/e/>

MODEL COURSE

1-day trip

Izu Geo Walks and World Heritage Trail

Itō Station IZ01

- Izukyu Line
- Approx. 20 min. by train

Izu-Kōgen Station IZ06

- Approx. 10 min. by bus or taxi

Jogasaki coast
Kadowaki Lighthouse
Kadowaki Suspension Bridge

The Jogasaki coast is a beautiful cliff formed when Mt. Omuro, a volcano erupted and spilled sheets of lava. You can also cross a thrilling suspension bridge.

Fee: Free
Contact: Ito Tourism Association
(From within Japan) Tel.0557-37-6105
(From overseas) Tel.+81-557-37-6105
http://itospa.com/nature_park/np_zyogasaki/
(Telephone and email inquiries are handled in Japanese only.)


- Approx. 10 min. by bus or taxi

Izu-Kōgen Station IZ06

- Izukyu Line
- Approx. 30 min. by train

Kawazu Station IZ13

- Approx. 25 min. by bus

Seven Waterfalls of Kawazu
(Nanadaru Falls)

Nanadaru, the "Seven Waterfalls" is a wonderfully soothing spot to visit. The site is equipped with a walking path, so you can stroll at your leisure. A bronze statue of Yasunari Kawabata, renowned author of The Dancing Girl of Izu, makes this site a great place to take keepsake photographs.

Fee: Free
Contact: Kawazu Tourist Association
(From within Japan) Tel.0558-32-0290
(From overseas) Tel.+81-558-32-0290
<http://www.nanadaru.com/>
(Telephone and email inquiries are handled in Japanese only.)

Lunch Kawazu Nanadaru Tourist Center
Nakasetai Shokudo



Wasabi lovers! This is the place to enjoy a feast of wasabi dishes, including spicy "nakisoba" (eye-watering soba).

<Sample menu>
● Chilled soba with grated yam ¥1,100
● Wasabi Gozen (wasabi feast) ¥1,000

Hours of operation: 9:00-16:00
Closed: Open daily
Contact: Nakasetai Shokudo
(From within Japan) Tel.0558-36-8263
(From overseas) Tel.+81-558-36-8263
<http://www.nakasetai.com/index.html>
(Telephone reception is in Japanese only.)

- Approx. 65 min. by bus

Shuzenji Station IS13

- Izuhakone Railway
- Approx. 15 min. by train

Izu-Nagaoka Station IS09

- Approx. 5 min. by taxi

World Heritage
Nirayama Reverberatory Furnace

In July 2015 the "Sites of Japan's Meiji Industrial Revolution" including the Nirayama Reverberatory Furnace, was registered as a World Heritage site. Egawa Tarozaemon, governor of Nirayama at the end of the Shogunate, built the furnace to produce cannons.

Hours of operation:
<4/1~9/30> 9:00-17:00
<10/1~3/31> 9:00-16:30
Closed: 3rd Wed. of every month, or the following day if the 3rd Wed. is a public holiday
Fee: Adult ¥500 Primary and junior-high-school students ¥50
Contact: Nirayama Reverberatory Furnace

(From within Japan) Tel.055-949-3450
(From overseas) Tel.+81-55-949-3450
http://www.city.izunokuni.shizuoka.jp/bunka_bunkazai/manabi/bunkazai/hansyaro/index.html
(Telephone and email inquiries are handled in Japanese only.)

- Approx. 5 min. by taxi

Izu-Nagaoka Station IS09

- Izuhakone Railway
- Approx. 20 min. by train

Mishima Station IS01

- Approx. 7 min. on foot

MODEL COURSE

2-day trip

Tour of popular spots in Izu with a one-night stay

1st day


Itō Station IZ01

- Izukyu Line
- Approx. 40 min. by train

Izu-Inatori Station IZ11

- Approx. 15 min. by bus

Izu Animal Kingdom



This resort is home to numerous rare animals, including white tigers. Visitors can come into direct contact with a wide variety of animals.

Hours of operation:
<4/1~9/30> 9:00-17:00
<10/1~3/31> 9:00-16:00
Fee: General admission Adult ¥2,200
Child (Age 4 or over) ¥1,100
Contact: Izu Animal Kingdom
(From within Japan) Tel.0557-95-3535
(From overseas) Tel.+81-557-95-3535
<http://www.izu-kamori.jp/izu-biopark/en/>
(Telephone reception is in Japanese only.)

- Approx. 15 min. by bus
- Get off at Inatori Onsen.

Lunch Kappa Shokudo



This restaurant is where Izu niku-chahan, "Izu pork fried rice," originated. Its superb flavor, the result of countless hours of trial and error by the proprietor, makes this dish a perennial favorite.

● Pork fried rice ¥950
Hours of operation: 11:00-15:00
Closed: Wednesday
Contact: Kappa Shokudo
(From within Japan) Tel.0557-95-2092
(From overseas) Tel.+81-557-95-2092
<http://www.e-izu.org/spot/757/>
(Telephone and email inquiries are handled in Japanese only.)

- Approx. 7 min. on foot



Izu-Inatori Station IZ11

- Izukyu Line
- Approx. 20 min. by train

Izukyū-Shimoda Station IZ16

Shimoda Ropeway



This cable car ferries passengers to the summit of Mt. Nesugata and back. Mt. Nesugata is renowned for its superb view and marriage. At the top is a temple whose principal object of Buddhist worship, the Ragaraja, is widely believed to intercede in issues of importance to women, such as respect and affection, marriage and children.

Hours of operation: 8:45-16:45
Fare: Adult return ¥1,030
Child return ¥510
Suspended service: 6/29-7/31 (planned)
Contact: Shimoda Ropeway
(From within Japan) Tel.0558-22-1211
(From overseas) Tel.+81-558-22-1211
<http://www.ropeway.co.jp/english/%20language/english.html>
(Telephone reception is in Japanese only.)

- Approx. 15 min. by taxi

Ryugukutsu Cave



Ryugukutsu Cave is a sea cave whose ceiling is partially collapsed, creating a skylight some 50m wide. Cave skylights such as these are not uncommon in Japan, but the Ryugukutsu skylight is one of the nation's largest.

Sand Ski Resort



Nearby Ryugukutsu Cave is Toji Sand Ski Resort. Here visitors can enjoy a thrilling day of boarding on slopes covered in natural sand.

Contact: Shimoda Tourist Association
(From within Japan) Tel.0558-22-1531
(From overseas) Tel.+81-558-22-1531
<http://www.shimoda-city.com/#we-page-home>
(Telephone reception is in Japanese only.)

- Approx. 15 min. by taxi

Perry Road



Perry Road is so named because it is believed that Admiral Matthew Perry, commander of the "Kurofune" (black ships), walked this route. This area is dotted with stone Western-style houses and traditional Japanese houses built from the late 19th century to the 1920s.

Contact: Shimoda Tourist Association
(From within Japan) Tel.0558-22-1531
(From overseas) Tel.+81-558-22-1531
<http://www.shimoda-city.com/#we-page-home>
(Telephone reception is in Japanese only.)

- Approx. 15 min. on foot

Izukyū-Shimoda Station IZ16

Accommodations in and around Shimoda

2nd day

Izukyū-Shimoda Station IZ16

- Approx. 50 min. by bus

Walk through Matsuzaki town



The distinctive look of old Matsuzaki comes from its many historical remains, in particular its thick-walled stone houses plastered in the namakokabezukuri style, which was much used in old Japan.

Contact: Matsuzaki Tourist Association
(From within Japan) Tel.0558-42-0745
(From overseas) Tel.+81-558-42-0745
<http://izumatsuzakinet.com/>
(Telephone and email inquiries are handled in Japanese only.)

- Approx. 3 min. on foot

IZU CHOACHI ART MUSEUM



Here you will see an exhibit of 40 works by Matsuzaki town native Chohachi Irie, master of the shikkukote-e ("plaster and trowel") style of picture-painting. As the name suggests, this style involves the creation of a bas-relief painting using only plaster, pigments and a trowel. The technique is highly praised in artistic circles as a distinctive mural technique that compares favorably with Western fresco art.

Hours of operation: 9:00-17:00
Fee: Adult ¥860 Child ¥430
Contact: Toi Gold Mine
(From within Japan) Tel.0558-98-0800
(From overseas) Tel.+81-558-98-0800
<http://www.toikinzan.com/en/>
(Telephone reception is in Japanese only.)

- Approx. 10 min. by bus
- Get off at Dogashima.

Lunch Tokitei



This restaurant is near the seaside at Dogashima Park. It serves traditional Japanese fishermen's fare prepared with fresh seafood.

<Sample menu>
● Tuna rice bowl ¥1,620
● Minced horse mackerel with miso rice bowl ¥1,620
Hours of operation: 9:00-16:30
Closed: Open daily (temporary closing may occur)
Contact: Tokitei
(From within Japan) Tel.0558-52-0059
(From overseas) Tel.+81-558-52-0059
<http://www.tokitei.jp/>
(Telephone and email inquiries are handled in Japanese only.)

Blue Cave Pleasure Boat




This unusual cave, designated a Natural Monument, can be toured by pleasure craft. A "natural skylight" is formed in the ceiling of the cave, creating an other-worldly mood when the sun shines through it.

Hours of operation: 8:15-16:30
Fee: (Cave tour)
Adult ¥1,200 Child ¥600

Contact: Dogashima Marin
(From within Japan) Tel.0558-52-0013
(From overseas) Tel.+81-558-52-0013
<http://www.izudougashima-yuransen.com/en/index.html>
(Telephone reception is in Japanese only.)

- Approx. 40 min. by bus

Toi Gold Mine



The period from about 1370 to 1965 was Izu's golden era, supported by this gold mine, Izu's largest. The mine gained an entry in the Guinness Book of World Records and the world's largest gold nugget, weighing 250kg, is on display.

Hours of operation: 9:00-17:00
(Last admission 16:30)
Fee: Adult ¥860 Child ¥430
Contact: Toi Gold Mine
(From within Japan) Tel.0558-98-0800
(From overseas) Tel.+81-558-98-0800
<http://www.toikinzan.com/en/>
(Telephone reception is in Japanese only.)

- Approx. 15 min. on foot

Suruga Bay Ferry



This car ferry shuttles between the ports of Toi and Shimizu. From the bay the ferry offers outstanding views of Mt. Fuji.

Fare: Adult ¥2,260
Ages 6 to 12 ¥1,130
Contact: S-Pulse Dream Ferry
(From within Japan) Tel.054-353-2221
(From overseas) Tel.+81-54-353-2221
<http://www.dream-ferry.co.jp/en/>
(Telephone reception is in Japanese only.)

- Approx. 65 min. by Suruga Bay Ferry

Port of Shimizu

Izukyū Line Stations Information

Izu-Kōgen

伊豆高原

Mt. Omuro

Mt. Omuro is a cinder cone (extinct volcano) with an elevation of 580m and a crater 300m in diameter. A ride by chair lift to the summit rewards you with an unforgettable 360-degree panoramic view that takes in the Amagi Range, Mt. Fuji, Mt. Hakone and other peaks.

- Chair-lift fare: Adult return (junior-high-school children and older) ¥500
Child return (Age 4 or under) ¥250
- Hours of operation: 9:00~17:15 (From October 1 to March 5:
To 4:15PM/From March 6 to March 15: To 4:45PM)
- Getting there: Approx. 20 min. by bus from Izu-Kōgen Station on the Izukyū Line
- Contact: Chair lift to the summit of Mt. Omuro Tel.+81-557-51-0258
<http://omuroyama.com/> (Telephone and email inquiries are handled in Japanese only.)



Izu Granpal Amusement Park (GRAN ILLUMI)

GRAN ILLUMI is so densely festooned with illuminations that when it is lit up at night it looks like nothing else on earth. Visitors to Izu Granpal Amusement Park are quickly swept up into another world.



- Period: From November to August (planned)
- Hours of operation: Days and hours of operation are subject to change according to season. Please confirm the website before visiting.
- Location: Izu Granpal Amusement Park (GRAN ILLUMI) Specially equipped area
- Fee: junior high school students and over ¥1,500 Primary-school students ¥800
Preschool children are admitted free.
- Getting there: Approx. 10 min. by bus or taxi from Izu-Kōgen Station on the Izukyū Line
- Contact: Izu Granpal Amusement Park Tel.+81-557-51-1122
<http://www.granillumi.com/> (Telephone and email inquiries are handled in Japanese only.)

Izu-Atagawa

伊豆熱川

Atagawa Tropical & Alligator Garden

This zoo uses geothermal hot-spring water to raise and grow alligators and tropical plants. Don't miss the cute lesser pandas and Amazon manatees.

- Hours of operation: 8:30~17:00 (Last admission 16:30)
- Fee: Adult (High school students and older) ¥1,500
Child (Age 4 to junior high school) ¥750
- Getting there: Directly in front of Izu-Atagawa Station, Izukyū Line
- Contact: Atagawa Tropical & Alligator Garden Tel.+81-557-23-1105
<http://bananawani.jp/>
(Telephone and email inquiries are handled in Japanese only.)

Atagawa is sacred ground. Years ago Benzaiten, the Buddhist goddess of music, appeared in a dream to an ancestor of the land owner and told him that if he dug here he would find an abundance of hot springs. The goddess was true to her words: The ancestor dug and found hot spring water which was at 100 degrees. It is said that if you pour hot water over her she will grant you a wish.

Pouring hot water on Benzaiten

- Getting there: Approx. 2 min. on foot from Izu-Atagawa Station on the Izukyū Line
- Contact: (Telephone and email inquiries are handled in Japanese only.)
Atagawa Onsen Tourism Association Tel.+81-557-23-1505
<http://www.e-izu.org/spot/301/>

Itō

伊東

Komuroyama Park

From the summit of Mt. Komuro, visitors can see Mt. Fuji and the Boso Peninsula in a sweeping panorama. The chair lift provides a convenient ride to the top.

- Hours of operation: 3/16~5/15 8:30~16:30
5/16~9/15~11/16~3/15 9:30~16:00
9/16~11/15 9:00~16:00
- Chair-lift fare: Adult return ¥470 Child return ¥240
- Getting there: Approx. 25 min. by bus from Itō Station or approx. 20 min. on foot from Kawana Station.
- Contact: Komuroyama Rest House Tel.+81-557-45-1444
<https://www.tokaibus.jp/page.jsp?id=1734>
(Telephone and email inquiries are handled in Japanese only.)



Tokaikan

The Rest House was founded in 1928 as a hot-spring inn. Today it serves as a tourism and cultural facility for Itō, preserving an example of the wooden construction of prewar Japan. Day visitors are welcome to use the bathing facilities.



- Hours of operation: 9:00~21:00
(Hot-spring bathing is available on Saturdays, Sundays and public holidays only.)
11:00~19:00
- Admission fee: Adult ¥200 Child ¥100 ●Bath admission fee: Adult ¥500 Child ¥300
- Getting there: Approx. 7 min. on foot from Itō Station
- Contact: Tokaikan Tel.+81-557-36-2004
<http://itospa.com/feature/tokaikan/> (Telephone and email inquiries are handled in Japanese only.)

Izu-Inatori

伊豆稲取

Inatori Kinme

Inatori Kinme is a breed of kinme-dai (splendid alfonsino fish) that is highly prized in the Japanese market. When fresh, its fatty texture is perfect for nitsuke (fish boiled in soy sauce). It is widely served in the inns, hotels and restaurants of Higashi-Izu town.

- Getting there: Get off at Izu-Inatori Station on the Izukyū Line
- Contact: Higashi Izu town Tourist Agency (in Japanese only)
Tel.+81-557-95-0700

Izukyū-Shimoda

伊豆急下田

Kisami Ohama Beach

This spacious 770m-long beach is replete with features and facilities that make it a hit with surfers and families. Many foreign visitors and residents use the beach, lending it a cosmopolitan feel.

- Getting there: Approx. 15 min. by taxi from Izukyū-Shimoda Station on the Izukyū Line
- Contact: Shimoda Tourist Association Tel.+81-558-22-1531
<http://www.shimoda-city.com/#we-page-entry?spot=124619&type=spot&cat=11053&theme=theme-6>
(Telephone reception is in Japanese only.)



Shimoda Aquarium

This aquarium makes use of the clean ocean waters of Izu as they are. Be sure to take in one of the thrilling seal-and-dolphin shows.

- Hours of operation: 9:30~16:30
- Fee: Adult ¥2,000 Child ¥1,000
- Getting there: Approx. 7 min. by bus from Izukyū-Shimoda Station on the Izukyū Line
- Contact: Shimoda Aquarium Tel.+81-558-22-3567
<http://shimoda-aquarium.com/>
(Telephone and email inquiries are handled in Japanese only.)



Kawazu

河津

Kawazu Bagatelle Park

This Bagatelle Park is a sister park to a park of the same name in Paris. Faithfully reproducing the Rose Garden of Paris' Bois de Boulogne, the park boasts 6,000 roses of 1,100 varieties over a 3ha expanse.

- Hours of operation: 9:30~16:30 (From December 1 to April 27: From 9:30AM to 4:00PM)
- Non-holiday periods: 4/28~6/30~10/1~11/30~1/1~1/3~2/10~3/10
Thursdays are fixed holidays in other periods.
- Fee: 4/28~7/31~10/1~11/30 Adult ¥1,000 Child ¥300
8/1~9/30~12/1~4/27 Adult ¥300 Child ¥100
- Getting there: Approx. 15 min. by seasonal bus or 10 min. by taxi from Kawazu Station on the Izukyū Line
- Contact: Kawazu Bagatelle Park Tel.+81-558-34-2200
<http://bagatelle.co.jp/>
(Telephone and email inquiries are handled in Japanese only.)



Funadonobanya

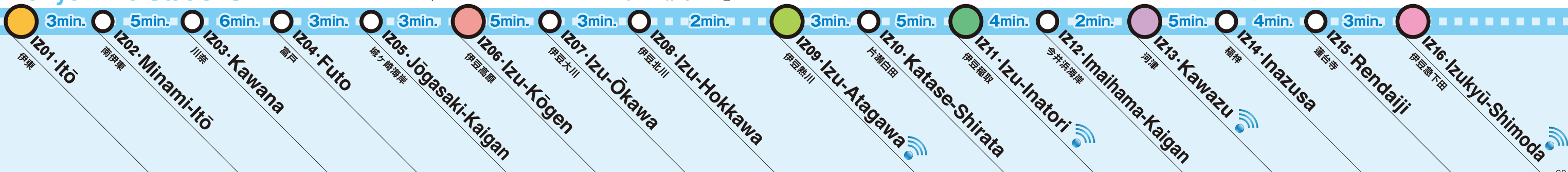
The smorgasbord of natural experiences offered at this facility include an open-air geothermal bath with incredible views, barbecue of fresh seafood, a variety of prix fixe meals, salt-making and Mandarin-orange jam making.

- Hours of operation: Open-air bath 9:00~20:00 (Last admission 19:00)
Shop 9:00~19:00 Meals 10:00~20:00 (Last admission 19:00)
- Closed: Tuesday
- Open-air bath with incredible view:
General admission ¥300 Primary and junior-high-school students ¥100
- Seafood barbecue: From ¥2,000 per person
- Getting there: Approx. 7 min. on foot from Imaiama-Kaigan Station on the Izukyū Line
- Contact: Funadonobanya Tel.+81-558-32-0432
<http://funadonobanya.web.fc2.com/>
(Telephone and email inquiries are handled in Japanese only.)



Izukyū Line Stations


For details about timetable and fares, please confirm the website. www.izukyū.co.jp/global_site




Map of entire IZU Area



Recommended Sightseeing Spots



Ito City
Izu Shaboten Zoo
In winter the highly popular capybaras can be seen diving into the open-air bath. The animals are adorable and the sight of them having fun playing is soothing to the soul.



Higashi Izu Town
Kurone Rock Bath
The closer the open-air bath is to the sea, the greater the spray from the ocean is. The vast blue horizon creates an incredible sense of openness.



Shimoda City
Izu Cruise
The Port of Shimoda is the site where the "Kurofune" (black ships) from America opened Japan's ports at the end of the Shogunate period. You can tour this port in the Susquehanna, a mockup of one of the black ships. Tour sites such as the spot where Commodore Perry dropped anchor.



Kawazu Town
iZoo (animal experience zoo)
This zoo is one of Japan's largest playgrounds for reptiles and amphibians. Visitors can encounter snakes, lizards, crocodiles, turtles and more, from all over the world.



Izu City
Joren Waterfall
The largest of the falls at Mt. Amagi, this waterfall is 25m high, 7m wide and has a plunge basin 15m deep. Restaurants and souvenir shops are also here to serve you.



Matsuzaki Town
Kumomi coast
The unobstructed view of Mt. Fuji on a clear day makes this a beach of spectacular scenery. It's also a celebrated spot for diving.



Izu City
Cape Koibitomisaki
It is said that ringing the bell three times at Cape Koibitomisaki (the name means "Lover's Point") assures one of finding one's true love. You'll fall in love with the view of Mt. Fuji as well.



Izu City
Fukuchizan Shuzenji
Shuzenji is named for a temple established by a high priest named Kukai. This location is the scene of a novel, Story of Shuzenji, by noted author Kido Okamoto.



Izunokuni City
"Mt. Katsuragi, Izunokuni Panorama Park"
The summit of Mt. Katsuragi is just 7 minutes away by cable car. From the summit 452m above sea level, the view of Mt. Fuji is unforgettable.



Minami Izu Town
Yumigahama Beach
The shore extends for 1km at Yumigahama. The expanse of blue sky and white sand on this beach at the southernmost tip of Minamiizu wins Yumigahama a listing in Japan's "100 best beaches."



Nishiizu Town
Kamo wind chimes (Koganezaki Crystal Park)
These wind chimes have a special significance as they are made in the "hometown of glass," where the raw materials for glassmaking have been extracted for generations. The wind chimes of this area are known for their distinctive designs and clear, strong resonance.



Nishiizu Town
Koganezaki
Koganezaki, "Golden Ridge," gets its name from the golden cast of the rocks when the last rays of the sun splash over them. This spot affords breathtaking views of both Suruga Bay and Mt. Fuji.



Minami Izu Town
Irozaki
From this point at the southernmost tip of the Izu Peninsula, you can look out at the horizon and confirm that the earth is round. The medium-sized lighthouse, reminiscent of a tower of chalk, gains entry in its own list, the list of "Japan's 50 most beloved lighthouses."



Numazu City
Cape Mihamamisaki
This scenic spot has flowers in bloom all year round, with such varying flora as cherry trees, big-leaf hydrangea, Thunberg lilies, crinums and Japanese silverleaf. The natural beauty of the sea, the pine forest and Mt. Fuji combine with a beauty that heals the soul.




Numazu City
Port of Numazu
This seaside town brims with restaurants serving fresh fish landed at the Port of Numazu and charming souvenir shops selling dried delicacies. A deep-sea aquarium and an observation deck on a flood gate provide additional entertainment.

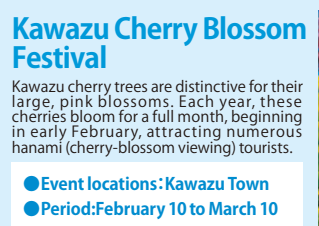


Mishima City
Genbe River
Even today, visitors to Mishima, the "city of water," can see springs all over town where fresh, clear water from the slopes of Mt. Fuji gush forth, as they stroll along the walking path on the riverside.

Izu Event Guide



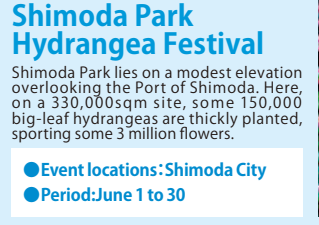
Hina no Turushi Kazari Festival
At the Girls' Festival of Inatori Onsen, it has been a tradition since the late Edo (Shogunate) period to wear tsurushi kazari. These decorations are fashioned by mothers and grandmothers in prayer that their daughters will grow up healthy and strong.
● Event locations: Higashi Izu Town
● Period: January 20 to March 31



Kawazu Cherry Blossom Festival
Kawazu cherry trees are distinctive for their large, pink blossoms. Each year, these cherries bloom for a full month, beginning in early February, attracting numerous hanami (cherry-blossom viewing) tourists.
● Event locations: Kawazu Town
● Period: February 10 to March 10



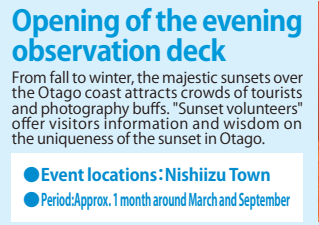
Izu Kogen Cherry Blossom Festival
Izu Kogen is famed throughout Japan for its gaudy stands of blooming cherry trees. Cherry trees line the streets for 3km from the train station, enfolding the visitor in unforgettable scenery.
● Event locations: Ito City
● Period: Late March to early April



Shimoda Park Hydrangea Festival
Shimoda Park lies on a modest elevation overlooking the Port of Shimoda. Here, on a 330,000sqm site, some 150,000 big-leaf hydrangeas are thickly planted, sporting some 3 million flowers.
● Event locations: Shimoda City
● Period: June 1 to 30



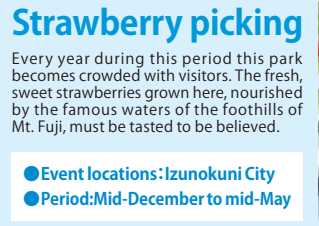
Iseebi Spiny Lobster Festival
Minami Izu town boasts one of the largest catches of Iseebi spiny lobster of any town in Japan. From the time the ban on Iseebi spiny lobster fishing is lifted to November 30, guests staying in the town can enjoy delicious preparations of Iseebi spiny lobster in Minami Izu's Iseebi Spiny Lobster Festival.
● Event locations: Minami Izu Town
● Period: September 20 to November 30



Opening of the evening observation deck
From fall to winter, the majestic sunsets over the Otago coast attracts crowds of tourists and photography buffs. "Sunset volunteers" offer visitors information and wisdom on the uniqueness of the sunset in Otago.
● Event locations: Nishiizu Town
● Period: Approx. 1 month around March and September



Orange picking
On the east coast of Izu, surrounded by mild climate, many orange gardens spread. Various kinds of oranges are produced, and varieties that can be harvested are different depending on time.
● Event locations: Ito City
● Period: October to June



Strawberry picking
Every year during this period this park becomes crowded with visitors. The fresh, sweet strawberries grown here, nourished by the famous waters of the foothills of Mt. Fuji, must be tasted to be believed.
● Event locations: Izunokuni City
● Period: Mid-December to mid-May