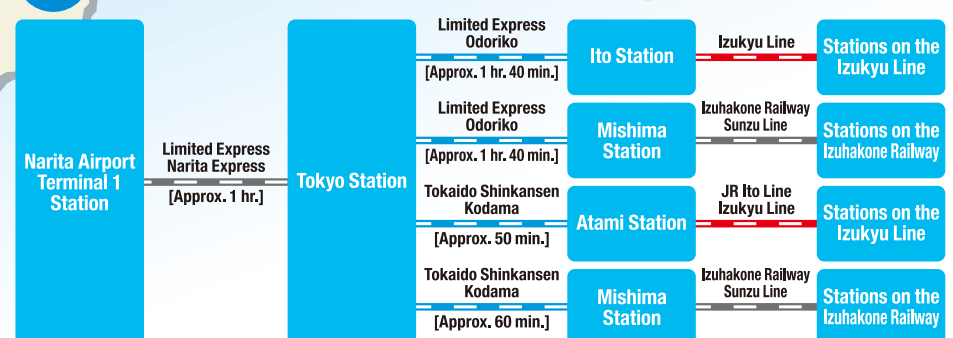


ACCESS

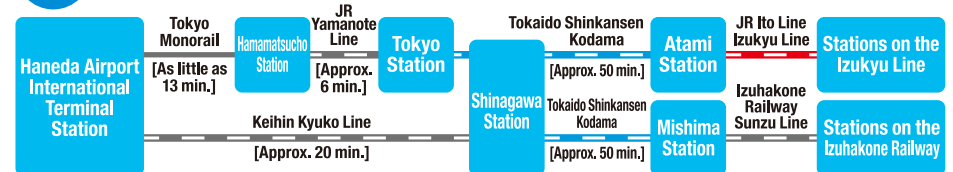


Getting to Izu from Each Airport by Rail

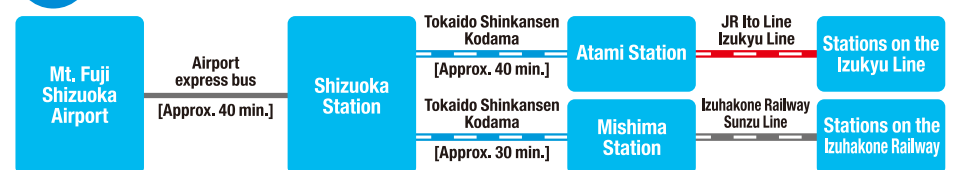
1 From Narita International Airport to Izu



2 From Tokyo International Airport (Haneda) to Izu



3 From Mt. Fuji Shizuoka Airport to Izu



4 From Chubu Centrair International Airport to Izu




IZU Convenient, discounted tickets

Izukyū-Line 1-day pass 2-day pass

This convenient and specially discounted ticket exclusively for foreign visitors to Japan offers unlimited boarding and alighting anywhere on the Izukyū Line.

	Adult	Child
1-day pass	¥1,200	¥600
2-day pass	¥2,000	¥1,000

- Travel area : Itō Station – Izukyū-Shimoda Station
- Valid period
1-day pass : Valid on day of issue only
2-day pass : Valid for 2 consecutive days



For details please visit the website listed below.
www.izukyū.co.jp/global_site/

IZU Dream Pass

This free pass is your best deal by far for sightseeing travel on ferries, buses and trains in the Izu Peninsula. You can travel everywhere in the Izu Peninsula with just this one ticket.

Modes of transportation you can use

- Izukyū Line
- Izuhakone Railway
- Tokai Bus
- Izuhakone Bus
- Suruga Bay Ferry

	Adult	Child
Koganeji Route	¥3,700	¥1,860
Wasabiji Route	¥3,900	¥1,960
Fujimiji Route	¥2,800	¥1,420

*Modes of transportation you can use, fares and valid periods vary according to the route category you choose.
For details / about sales locations, please visit the website listed below.

www.izudreampass.com/

JR TOKYO Wide Pass

Recommended for your trip from Tokyo to Mt. Fuji and Izu! Offers unlimited use on all shinkansen, special express and other scheduled trains in the specified area.

	Adult	Child
Fare	¥10,000	¥5,000
Valid period : 3 days		

For details about ways to purchase convenient tickets for sightseeing around the JR East Japan area, including the Izukyū Line, please visit the website listed at right.

JR EAST PASS (Tohoku area / Nagano, Niigata area)

Enjoy unlimited travel with ordinary reserved seating on all shinkansen and special express trains in a wide area from Tokyo to Mt. Fuji, Izu and eastern Japan.

	Adult	Child
Nagano, Niigata area	¥18,000 (¥17,000)	¥9,000 (¥8,500)
Tohoku area	¥20,000 (¥19,000)	¥10,000 (¥9,500)

● Valid period : Any 5 days within 14 days of date of purchase

<http://www.jreast.co.jp/e/>



For your trip to Izu, choose **Izukyū!**

STATION LIST

- Itō IZ01
- Minami-Itō IZ02
- Kawana IZ03
- Futo IZ04
- Jōgasaki-Kaigan IZ05
- Izu-Kōgen IZ06
- Izu-Ōkawa IZ07
- Izu-Hokkawa IZ08
- Izu-Atagawa IZ09
- Katase-Shirata IZ10
- Izu-Inatori IZ11
- Imaihama-Kaigan IZ12
- Kawazu IZ13
- Inazusa IZ14
- Rendaiji IZ15
- Izukyū-Shimoda IZ16



Resort 21 Kurofune Black Ship train
Super View Odoriko
Marine Express Odoriko
Odoriko
IZU CRAILE

*Stops on the Odoriko Limited Express are written in red.