

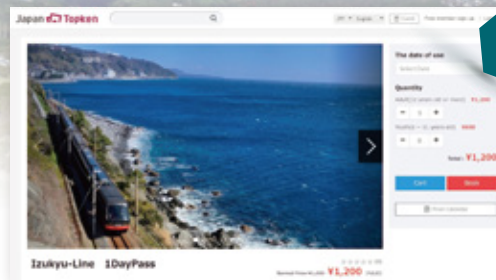
Tourist Information

Sightseeing
in Izu

Izuky-Line

For information on sightseeing in Izu

Japan Topken



The Izuky-Line is a resort railway line that travels the east coast of the Izu Peninsula. This site provides train schedules and fares as well as seasonal information about Izu.

Purchase Izuky-Line Pass here.



<https://www.izukyu.co.jp.e.qj.hp.transer.com/>

<https://www.japantopken.com/product/detail/1239>



Getting
around
in Izu

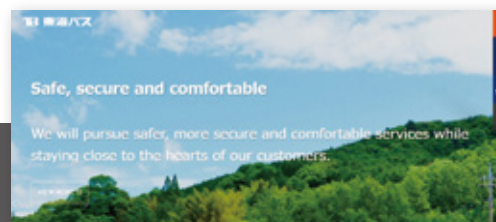
For information on getting around Izu

You can cross Suruga Bay by high-speed ferry. The trip from the Port of Shimizu to the Port of Toi takes just 70 minutes. Enjoy sweeping views of Mt. Fuji from the deck.



Suruga Bay Ferry

<https://www.223-ferry.or.jp/en.html>



Tokai Bus

This route bus covers virtually all regions of Izu.



https://www.tokaibus-jp.translate.google/?_x_tr_sl=auto&_x_tr_tl=en&_x_tr_hl=ja

The Izu Hakone Railway is a train service that runs through central Izu. On clear days you can see Mt. Fuji from the train window.



Izu Hakone Railway

<https://www.fujihakoneizu.com/>

In order to prevent the spread of COVID-19, tourist facilities in Izu may be temporarily closed or change their business hours, and events may be canceled or postponed. For the latest information, please check the official website for the facility or event in question. When visiting Izu, please be sure to wash your hands and follow cough etiquette to prevent the spread of COVID-19.



Wash your hands



Follow cough etiquette

Emergency Contact Information



Police

110



Ambulance and firefighting

119

For inquiries regarding tourism information

IZUKYU HOLDINGS CORPORATION

TEL.0557-53-1939 (From within Japan) +81-557-53-1939 (From overseas)
※Telephone reception is in Japanese only.

www.izukyu.co.jp

IZU

Guide
Map
English version

The Japanese Resort

View of Mt. Fuji from the peak of
Mt. Katsuragi in Izunokuni City

Shirahama Ohama Beach, Shimoda City

伊豆急
IZUKYU

IZU

Japan is an outstanding tourism destination,
boasting four beautiful seasons and the majestic spectacle of Mt. Fuji

Nestled in superb natural beauty, the Izu Peninsula is blessed with a warm climate all year round.
It is one of Japan's signature tourism areas, within easy reach of both Tokyo and Mt. Fuji.



INDEX

03 ACCESS Izukyu offers convenient, discounted travel by rail to Izu from every airport.

05 MODEL COURSE 1-day trip 2-day trip

07 IZUKYU-LINE STATIONS INFORMATION

09 IZU MAP Guide to recommended sightseeing spots

Rear cover TOURIST INFORMATION

Information about sightseeing in Izu
Information about getting around in Izu

Shimoda City Shirahama Ohama Beach



Kawazu Town
Cherry trees along the Kawazu River



Shimoda City
narcissus in Tsumekisaki



Nishiizu Town
Sunset on the Otago coast



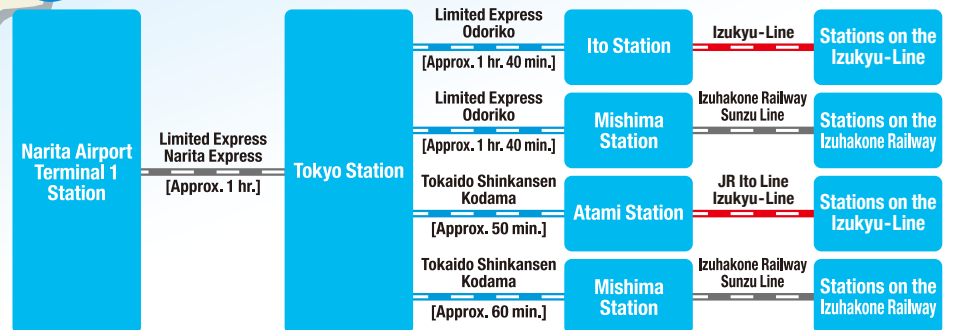
Izu City
Bamboo-thicket lane in autumn

ACCESS

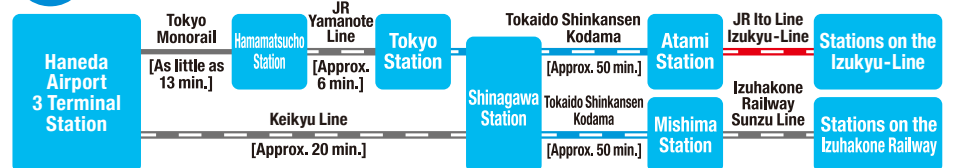


Getting to Izu from Each Airport by Rail

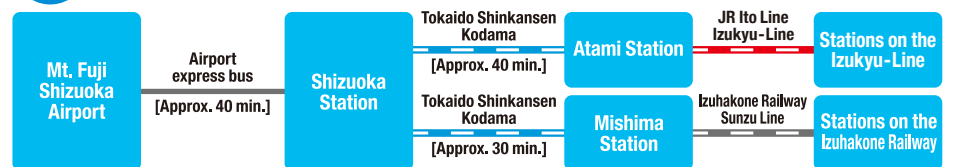
1 From Narita International Airport to Izu



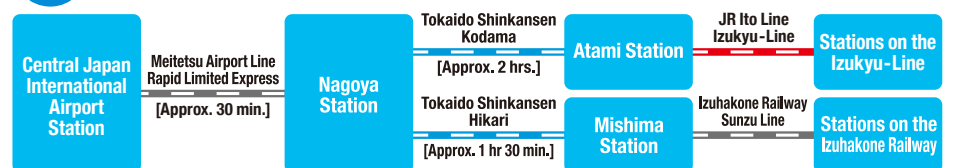
2 From Tokyo International Airport (Haneda) to Izu



3 From Mt. Fuji Shizuoka Airport to Izu



4 From Chubu Centrair International Airport to Izu



IZU

Convenient, discounted tickets

Izukyū-Line PASS

This convenient and specially discounted ticket exclusively for foreign visitors to Japan offers unlimited boarding and alighting anywhere on the Izukyū-Line.

Fare	Adult	Child
1 DAY PASS	¥1,200	¥600
2 DAY PASS	¥2,000	¥1,000
3 DAY PASS	¥2,500	¥1,250

- Travel area : Itō Station – Izukyū-Shimoda Station
- Valid period
 - 1DAY PASS : Valid for 1 day
 - 2DAY PASS : Valid for 2 consecutive days
 - 3DAY PASS : Valid for 3 consecutive days



For details please visit the website listed below.
www.izukyū.co.jp/global_site/

IZU Dream Pass

This free pass is your best deal by far for sightseeing travel on ferries, buses and trains in the Izu Peninsula. You can travel everywhere in the Izu Peninsula with just this one ticket.

Modes of transportation you can use

- Izukyū-Line
- Izuhakone Railway
- Tokai Bus
- Izuhakone Bus
- Suruga Bay Ferry

Fare	Adult	Child
Koganeji Route	¥3,700	¥1,860
Wasabiji Route	¥3,900	¥1,960
Fujimiji Route	¥2,800	¥1,420

*Modes of transportation you can use, fares and valid periods vary according to the route category you choose.

For details / about sales locations, please visit the website listed below.

<http://www.izudreampass.com/english/index.html>

JR TOKYO Wide Pass

Recommended for your trip from Tokyo to Mt. Fuji and Izu! Offers unlimited use on all shinkansen, special express and other scheduled trains in the specified area.

Fare	Adult	Child
	¥10,180	¥5,090

Valid period : 3 consecutive days

For details about ways to purchase convenient tickets for sightseeing around the JR East Japan area, including the Izukyū-Line, please visit the website listed at right.

JR EAST PASS (Tohoku area / Nagano, Niigata area)

Enjoy unlimited travel with ordinary reserved seating on all shinkansen and special express trains in a wide area from Tokyo to Mt. Fuji, Izu and eastern Japan.

Fare	Adult	Child
Nagano, Niigata area	¥18,000	¥9,000
Tohoku area	¥20,000	¥10,000

Valid period : 5 consecutive days

<https://www.jreast.co.jp/e/>



For your trip to Izu, choose **Izukyū!**

STATION LIST

- Itō IZ01
- Minami-Itō IZ02
- Kawana IZ03
- Futo IZ04
- Jōgasaki-Kaigan IZ05
- Izu-Kōgen IZ06
- Izu-Ōkawa IZ07
- Izu-Hokkawa IZ08
- Izu-Atagawa IZ09
- Katase-Shirata IZ10
- Izu-Inatori IZ11
- Imaihama-Kaigan IZ12
- Kawazu IZ13
- Inazusa IZ14
- Rendaiji IZ15
- Izukyū-Shimoda IZ16



*Stops on the Odoriko Limited Express are written in red.

MODEL COURSE

1-day trip

Izu Geo Walks and World Heritage Trail

Itō Station IZ01

● Izukyu-Line
Approx. 20 min. by train

Izu-Kōgen Station IZ06

● Approx. 10 min. by bus or taxi

Jogasaki coast
Kadowaki Lighthouse
Kadowaki Suspension Bridge



The Jogasaki coast is a beautiful cliff formed when Mt. Omuro, a volcano erupted and spilled sheets of lava. You can also cross a thrilling suspension bridge.

Fee: Free
Contact: Ito Tourism Association
(From within Japan) Tel.0557-37-6105
(From overseas) Tel.+81-557-37-6105
<https://itospa.com/en>
(Telephone reception is in Japanese only.)

● Approx. 10 min. by bus or taxi


Izu-Kōgen Station IZ06

● Izukyu-Line
Approx. 30 min. by train

Kawazu Station IZ13

● Approx. 25 min. by bus

Seven Waterfalls of Kawazu
(Nanadaru Falls)




Nanadaru, the "Seven Waterfalls" is a wonderfully soothing spot to visit. The site is equipped with a walking path, so you can stroll at your leisure. A bronze statue of Yasunari Kawabata, renowned author of The Dancing Girl of Izu, makes this site a great place to take keepsake photographs.

Fee: Free
Contact: Kawazu Tourist Association
(From within Japan) Tel.0558-32-0290
(From overseas) Tel.+81-558-32-0290
<http://www.kawazu-onsen.com/eng/>
(Telephone reception is in Japanese only.)

Lunch

Kadoya Wasabi Garden



Enjoy a "wasabi bowl" and other wasabi dishes made using fresh wasabi cultivated with the pure spring water of Izu's Mt. Amagi.

<Sample menu>
● Wasabi bowl with fresh wasabi ... ¥650
● Wasabi bowl and soba noodle set with fresh wasabi ... ¥1,300

Hours of operation: 9:30-14:00
Closed: Wednesdays
Contact: Kadoya Wasabi Garden
(From within Japan) Tel.0558-35-7290
(From overseas) Tel.+81-558-35-7290
<https://www.wasabien-kadoya.com/>
(Telephone reception is in Japanese only.)

● Approx. 65 min. by bus

Shuzenji Station IS13

● Izu Hakone Railway
Approx. 15 min. by train

Izu-Nagaoka Station IS09

● Approx. 5 min. by taxi

World Heritage
Nirayama Reverberatory Furnace



In July 2015 the "Sites of Japan's Meiji Industrial Revolution" including the Nirayama Reverberatory Furnace, was registered as a World Heritage site. Egawa Tarozaemon, governor of Nirayama at the end of the Shogunate, built the furnace to produce cannons.

Hours of operation:
<4/1~9/30> 9:00-17:00
<10/1~3/31> 9:00-16:30
Closed: 3rd Wed. of every month, or the following day if the 3rd Wed. is a public holiday

Fee: Adult ¥500
Primary and junior-high-school students ¥50
Contact: Nirayama Reverberatory Furnace
(From within Japan) Tel.055-949-3450
(From overseas) Tel.+81-55-949-3450
https://izunotabi.com.translate.google/?x_tr_sl=ja&x_tr_tl=en&x_tr_hl=ja
(Telephone reception is in Japanese only.)

● Approx. 5 min. by taxi

Izu-Nagaoka Station IS09

● Izu Hakone Railway
Approx. 20 min. by train

Mishima Station IS01

● Approx. 65 min. by bus

MODEL COURSE

2-day trip

Tour of popular spots in Izu with a one-night stay

1st day


Itō Station IZ01

● Izukyu-Line
Approx. 40 min. by train

Izu-Inatori Station IZ11

● Approx. 15 min. by bus

Izu Animal Kingdom



This resort is home to numerous rare animals, including white tigers. Visitors can come into direct contact with a wide variety of animals.

Hours of operation:
<4/1~9/30> 9:30-17:00
<10/1~3/31> 9:30-16:00
Fee: General admission Adult ¥2,500
Child (Age 4 or over) ¥1,250
Contact: Izu Animal Kingdom
(From within Japan) Tel.0557-95-3535
(From overseas) Tel.+81-557-95-3535
<http://www.izu-kamori.jp/izu-biopark/en/>
(Telephone reception is in Japanese only.)

● Approx. 15 min. by bus,
get off at Izu-Inatori Station

Izu-Inatori Station IZ11

● Izukyu-Line
Approx. 20 min. by train

Izakyū-Shimoda Station IZ16

● Approx. 1 min. on foot

Shimoda Ropeway



Shimoda Ropeway

Hours of operation:
<3/16~10/15> 8:45-17:00
(Last departure for summit: 16:30)
<10/16~3/15> 8:45-16:45
(Last departure for summit: 16:15)
Fare: Adult return ¥1,250
Child return ¥620
Contact: Shimoda Ropeway
(From within Japan) Tel.0558-22-1211
(From overseas) Tel.+81-558-22-1211
<http://www.ropeway.co.jp/english/%20language/english.html>
(Telephone reception is in Japanese only.)

Lunch
Summit Restaurant
THE ROYAL HOUSE



Choose from a menu with dishes using seafood and seasonal vegetables, and enjoy a spectacular view while you dine.

<Sample menu>
● Cutlet curry ¥1,200
● Japanese-style spaghetti packed with freshly boiled whitebait and mushrooms ... ¥1,000
● Deep-fried horse mackerel sandwich ... ¥900

Hours of operation: 10:00-16:30
Closed: Wednesdays

● Approx. 15 min. by taxi

Sand Ski Resort



Nearby Ryugukutsu Cave is Toji Sand Ski Resort. Here visitors can enjoy a thrilling day of boarding on slopes covered in natural sand.

Contact: Shimoda Tourist Association
(From within Japan) Tel.0558-22-1531
(From overseas) Tel.+81-558-22-1531
<http://www.shimoda-city.com/#we-page-home>
(Telephone reception is in Japanese only.)

Ryugukutsu Cave



Ryugukutsu Cave is a sea cave whose ceiling is partially collapsed, creating a skylight some 50m wide. Cave skylights such as these are not uncommon in Japan, but the Ryugukutsu skylight is one of the nation's largest.

● Approx. 15 min. by taxi

Perry Road



Perry Road is so named because it is believed that Admiral Matthew Perry, commander of the "Kurofune" (black ships), walked this route. This area is dotted with stone Western-style houses and traditional Japanese houses built from the late 19th century to the 1920s.

Contact: Shimoda Tourist Association
(From within Japan) Tel.0558-22-1531
(From overseas) Tel.+81-558-22-1531
<http://www.shimoda-city.com/#we-page-home>
(Telephone reception is in Japanese only.)

● Approx. 15 min. on foot

Izakyū-Shimoda Station IZ16

Accommodations in and around Shimoda

2nd day

Izakyū-Shimoda Station IZ16

● Approx. 50 min. by bus

Walk through Matsuzaki town



The distinctive look of old Matsuzaki comes from its many historical remains, in particular its thick-walled stone houses plastered in the namakokabezukuri style, which was much used in old Japan.
Contact: Matsuzaki Tourist Association
(From within Japan) Tel.0558-42-0745
(From overseas) Tel.+81-558-42-0745
<http://izumatsuzakinet.com/>
(Telephone reception is in Japanese only.)

● Approx. 10 min. by taxi

Sawada Park Open-Air Bath



See a thrilling view of cliffs and the ocean while you enjoy a hot spring experience.

Hours of operation:
<Mar. - May / Sep.> 9:00-19:00
<Jun. - Aug.> 9:00-20:00
<Oct. - Feb.> 9:00-18:00
Closed: Tuesday
(or Wednesday if Tuesday is a national holiday)
Fee: Adult ¥600 Child ¥200
Contact: Sawada Park Open-Air Bath
(From within Japan) Tel.0558-52-2400
(From overseas) Tel.+81-558-52-2400
<https://en.nishiizu-kankou.com/spa.html>
(Telephone reception is in Japanese only.)

● Approx. 10 min. by taxi

Lunch Tokitei



This restaurant is near the seaside at Dogashima Park. It serves traditional Japanese fishermen's fare prepared with fresh seafood.

<Sample menu>
● Tuna rice bowl ¥1,650
● Minced horse mackerel with miso rice bowl ... ¥1,650
Hours of operation: 10:00-15:30
Closed: Open daily (temporary closing may occur)
Contact: Tokitei
(From within Japan) Tel.0558-52-0059
(From overseas) Tel.+81-558-52-0059
<http://www.tokitei.jp/>
(Telephone reception is in Japanese only.)

Blue Cave Pleasure Boat




This unusual cave, designated a Natural Monument, can be toured by pleasure craft. A "natural skylight" is formed in the ceiling of the cave, creating an other-worldly mood when the sun shines through it.
*Hours of operation subject to change depending on the season.

Hours of operation: 8:15-16:30
Fee: (Cave tour) Adult ¥1,800 Child ¥650
Contact: Dogashima Marin
(From within Japan) Tel.0558-52-0013
(From overseas) Tel.+81-558-52-0013
<http://dogashima.jp/>
(Telephone reception is in Japanese only.)

● Approx. 40 min. by bus

Toi Gold Mine



The period from about 1370 to 1965 was Izu's golden era, supported by this gold mine, Izu's largest. The mine gained an entry in the Guinness Book of World Records and the world's largest gold nugget, weighing 250kg, is on display.

Hours of operation: 9:00-17:00
(Last admission 16:30)
Fee: Adult ¥1,000 Child ¥500
Contact: Toi Gold Mine
(From within Japan) Tel.0558-98-0800
(From overseas) Tel.+81-588-98-0800
<https://www.toikinzan.com/en/>
(Telephone reception is in Japanese only.)

● Approx. 15 min. on foot

Suruga Bay Ferry



This car ferry shuttles between the ports of Toi and Shimizu. From the bay the ferry offers outstanding views of Mt. Fuji.

*Hours of operation subject to change depending on the season and weather, so please inquire for details.

Fare: Adult ¥2,300
Ages 6 to 12 ¥1,150
Contact: Suruga-wan Ferry
(From within Japan) Tel.054-353-2229
(From overseas) Tel.+81-54-353-2229
<https://www.223-ferry.or.jp/en.html>
(Telephone reception is in Japanese only.)

● Approx. 65 min.
by Suruga Bay Ferry

Port of Shimizu

Izukyū-Line Stations Information

Izu-Kōgen 伊豆高原

Mt. Omuro

Mt. Omuro is a cinder cone (extinct volcano) with an elevation of 580m and a crater 300m in diameter. A ride by chair lift to the summit rewards you with an unforgettable 360-degree panoramic view that takes in the Amagi Range, Mt. Fuji, Mt. Hakone and other peaks.

●Chair-lift fare: Adult return (junior-high-school children and older) ¥700
Child return (Age 4 or under) ¥350

●Hours of operation: 9:30~16:15

●Getting there: Approx. 20 min. by bus from Izu-Kōgen Station on the Izukyū-Line

●Contact: Chair lift to the summit of Mt. Omuro Tel.+81-557-51-0258

http://omuroyama.com/ (Telephone reception is in Japanese only.)

Izu Granpal Amusement Park (GRAN ILLUMI)

GRAN ILLUMI is so densely festooned with illuminations that when it is lit up at night it looks like nothing else on earth. Visitors to Izu Granpal Amusement Park are quickly swept up into another world.

●Period: From November to August (planned)

●Hours of operation: Days and hours of operation are subject to change according to season. Please confirm the website before visiting.

●Location: Izu Granpal Amusement Park (GRAN ILLUMI) Specially equipped area

●Fee: junior high school students and over ¥1,500 Primary-school students ¥800

Preschool children are admitted free.

●Getting there: Approx. 10 min. by bus or taxi from Izu-Kōgen Station on the Izukyū-Line

●Contact: Izu Granpal Amusement Park Tel.+81-557-51-1122

https://granillum.com/en/ (Telephone reception is in Japanese only.)

Izu-Atagawa 伊豆熱川

Atagawa Tropical & Alligator Garden

This zoo uses geothermal hot-spring water to raise and grow alligators and tropical plants. Don't miss the cute lesser pandas and Amazon manatees.

●Hours of operation: 9:00~17:00

(Last admission 16:30)

●Fee: Adult (High school students and older) ¥1,800

Child (Age 4 to junior high school) ¥900

●Getting there: Directly in front of Izu-Atagawa Station, Izukyū-Line

●Contact: Atagawa Tropical & Alligator Garden Tel.+81-557-23-1105

http://bananawani.jp/english/

(Telephone reception is in Japanese only.)

Pouring hot water on Benzaiten

●Getting there: Approx. 2 min. on foot from Izu-Atagawa Station on the Izukyū-Line

●Contact: (Telephone reception is in Japanese only.)

Atagawa Onsen Tourism Association Tel.+81-557-23-1505

http://www.e-izu.org/language/english.html

Itō 伊東

Komuroyama Park

From the summit of Mt. Komuro, visitors can see Mt. Fuji and the Boso Peninsula in a sweeping panorama. The chair lift provides a convenient ride to the top.

●Hours of operation: 9:30~16:00

●Chair-lift fare: Adult return ¥600 Child return ¥300

●Getting there: Approx. 25 min. by bus from Itō Station or approx. 20 min. on foot from Kawana Station.

●Contact: Komuroyama Rest House Tel.+81-557-45-1444

https://translate.google.co.jp/translate?hl=ja&sl=ja&tl=en&u=

https%3A%2F%2Fwww.itospa.com%2Fen&sandbox=1

(Telephone reception is in Japanese only.)

Tokaikan

The Rest House was founded in 1928 as a hot-spring inn. Today it serves as a tourism and cultural facility for Itō, preserving an example of the wooden construction of prewar Japan. Day visitors are welcome to use the bathing facilities.

●Hours of operation:

9:00~21:00

(Hot-spring bathing is

available on Saturdays, Sundays

and public holidays only.)

Men: 11:00 - 12:45 Women: 13:00 - 14:45

Men: 15:00 - 16:45 Women: 17:00 - 19:00

●Admission fee: Adult ¥200 Child ¥100 ●Bath admission fee: Adult ¥500 Child ¥300

●Getting there: Approx. 7 min. on foot from Itō Station

●Contact: Tokaikan Tel.+81-557-36-2004 (Telephone reception is in Japanese only.)

https://translate.google.co.jp/translate?hl=ja&sl=ja&tl=en&u=

https%3A%2F%2Fwww.itospa.com%2Fen&sandbox=1

Izukyū-Shimoda 伊豆急下田

Kisami Ohama Beach

This spacious 770m-long beach is replete with features and facilities that make it a hit with surfers and families. Many foreign visitors and residents use the beach, lending it a cosmopolitan feel.

●Getting there: Approx. 15 min. by taxi from Izukyū-Shimoda Station on the Izukyū-Line

●Contact: Shimoda Tourist Association Tel.+81-558-22-1531

http://www.shimoda-city.com/lwe-page-entry?spot=

124619&type=spot&cat=11053&theme=6

(Telephone reception is in Japanese only.)

Shimoda Aquarium

This aquarium makes use of the clean ocean waters of Izu as they are. Be sure to take in one of the thrilling seal-and-dolphin shows.

●Hours of operation: 9:30~16:30

●Fee: Adult ¥2,100 Child ¥1,050

●Getting there: Approx. 7 min. by bus from Izukyū-Shimoda Station on the Izukyū-Line

●Contact: Shimoda Aquarium Tel.+81-558-22-3567

http://shimoda-aquarium.com/

Kawazu 河津

Kawazu Bagatelle Park

This Bagatelle Park is a sister park to a park of the same name in Paris. Faithfully reproducing the Rose Garden of Paris' Bois de Boulogne, the park boasts 6,000 roses of 1,100 varieties over a 3ha expanse.

●Hours of operation: 9:30~16:30 (From December 1 to April 27: From 9:30AM to 4:00PM)

●Non-holiday periods: 4/28~6/30・10/1~11/30・1/1~1/3

Thursdays are fixed holidays in other periods.

●Fee: 4/28~6/30・10/1~11/30 Adult ¥1,000 Child ¥300

7/1~9/30 Adult ¥500 Child ¥200

12/1~4/27 Adult ¥300 Child ¥100

●Getting there: Approx. 15 min. by seasonal bus or

10 min. by taxi from Kawazu Station on the Izukyū-Line

●Contact: Kawazu Bagatelle Park Tel.+81-558-34-2200

http://bagatelle.co.jp/ (Telephone reception is in Japanese only.)

Funadonobanya

The smorgasbord of natural experiences offered at this facility include an open-air geothermal bath with incredible views, barbecue of fresh seafood, a variety of prix fixe meals, salt-making and Mandarin-orange jam making.

●Hours of operation: Open-air bath 9:00~17:00 (Last admission 16:00)

Shop 9:00~17:00 Meals 10:00~17:00 (Last admission 16:00)

●Closed: Tuesday

●Open-air bath with incredible view:

General admission ¥300 Primary and junior-high-school students ¥100

●Seafood barbecue: From ¥2,000 per person

●Getting there: Approx. 7 min. on foot from Imahama-Kaigan Station on the Izukyū-Line

●Contact: Funadonobanya Tel.+81-558-32-0432

http://funadonobanya.web.fc2.com/

(Telephone reception is in Japanese only.)



Inatori Hosono Plateau

At the base of Mt. Misuji in the Izuamagi Range, a 125ha grassland spreads out, overlooking the sea of Sagami and Izu Shichitō. It is thick with Japanese pampas grass in the fall and ripe for picking mountain vegetables in the spring, making this plateau an ideal hiking area.

●Getting there: Approx. 15 min. by taxi from Izu-Inatori Station on the Izukyū-Line

●Contact: Higashi Izu town Tourist Agency (in Japanese only)

Tel.+81-557-95-0700

Izu-Inatori 伊豆稲取

Inatori Kinme (Uohachi Sushi)

Enjoy sushi using golden eye snapper of the Inatori Kinme brand renowned for its quality in the Japanese market. This is one of the few eateries offering sushi made from oily Inatori Kinme.

●Hours of operation: 11:00-19:30 (last orders 19:00)

●Closed: Wednesdays

*Open on national holidays, all day February - March and August

●Getting there: 7 min. on foot from Izu-Inatori

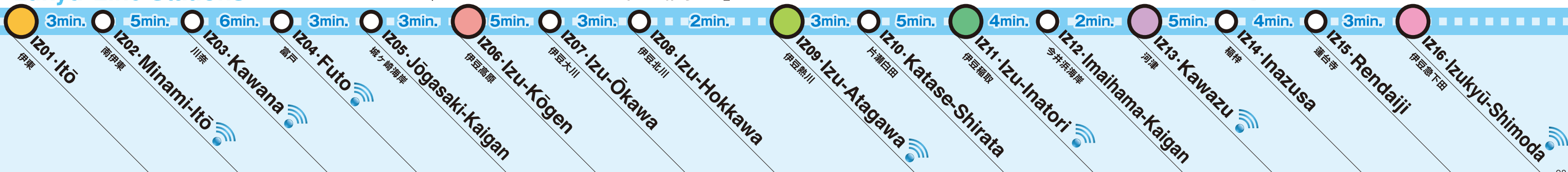
Station on the Izukyū-Line

●Contact: Uohachi Sushi Tel.+81-557-95-1430

(Telephone reception is in Japanese only.)

Izukyū-Line Stations


For details about timetable and fares, please confirm the website. www.izukyū.co.jp/global_site




Map of entire IZU Area



Recommended Sightseeing Spots



Izu Shaboten Zoo
In winter the highly popular capybaras can be seen diving into the open-air bath. The animals are adorable and the sight of them having fun playing is soothing to the soul.



Izu Cruise
The Port of Shimoda is the site where the "Kurofune"(black ships) from America opened Japan's ports at the end of the Shogunate period. You can tour this port in the Susquehanna, a mockup of one of the black ships. Tour sites such as the spot where Commodore Perry dropped anchor.



Kumomi coast
The unobstructed view of Mt. Fuji on a clear day makes this a beach of spectacular scenery. It's also a celebrated spot for diving.



Kamo wind chimes(Koganezaki Crystal Park)
These wind chimes have a special significance as they are made in the "hometown of glass," where the raw materials for glassmaking have been extracted for generations. The wind chimes of this area are known for their distinctive designs and clear, strong resonance.




Numazu Port
Enjoy fresh seafood just brought ashore at Numazu Port at the restaurants around this area. It receives many visitors, and offers a wide variety of souvenirs, including Numazu's famous dried fish products.



Kurone Rock Bath
The closer the open-air bath is to the sea, the greater the spray from the ocean is. The vast blue horizon creates an incredible sense of openness.



iZoo (animal experience zoo)
This zoo is one of Japan's largest playgrounds for reptiles and amphibians. Visitors can encounter snakes, lizards, crocodiles, turtles and more, from all over the world.



Cape Koibitomisaki
It is said that ringing the bell three times at Cape Koibitomisaki (the name means "Lover's Point") assures one of finding one's true love. You'll fall in love with the view of Mt. Fuji as well.



"Mt. Katsuragi, Izunokuni Panorama Park"
The summit of Mt. Katsuragi is just 7 minutes away by cable car. From the summit 452m above sea level, the view of Mt. Fuji is unforgettable.



Koganezaki
Koganezaki, "Golden Ridge," gets its name from the golden cast of the rocks when the last rays of the sun splash over them. This spot affords breathtaking views of both Suruga Bay and Mt. Fuji.



Numazu Imperial Villa Memorial Park
Steeped in historic value, here you can find buildings where Japan's imperial family would come to rest and relax in Japan's Meiji, Taisho, and Showa periods.




Joren Waterfall
The largest of the falls at Mt. Amagi, this waterfall is 25m high, 7m wide and has a plunge basin 15m deep. Restaurants and souvenir shops are also here to serve you.



Fukuchizan Shuzenji
Shuzenji is named for a temple established by a high priest named Kukai. This location is the scene of a novel, Story of Shuzenji, by noted author Kido Okamoto.



Yumigahama Beach
The shore extends for 1km at Yumigahama. The expanse of blue sky and white sand on this beach at the southernmost tip of Minamizu wins Yumigahama a listing in Japan's "100 best beaches."




Irozaki
From this point at the southernmost tip of the Izu Peninsula, you can look out at the horizon and confirm that the earth is round. The medium-sized lighthouse, reminiscent of a tower of chalk, gains entry in its own list, the list of "Japan's 50 most beloved lighthouses."

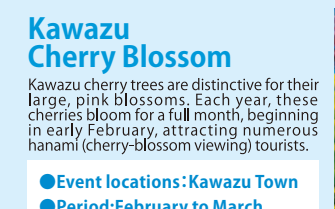


Genbe River
Even today, visitors to Mishima, the "city of water," can see springs all over town where fresh, clear water from the slopes of Mt. Fuji gush forth, as they stroll along the walking path on the riverside.

Izu Seasonal Attraction



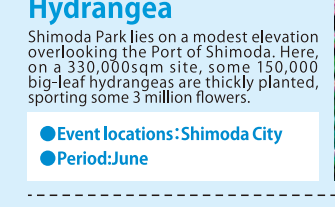
Hina no Turushi Kazari Festival
At the Girls' Festival of Inatori Onsen, it has been a tradition since the late Edo (Shogunate) period to wear tsurushikazari. These decorations are fashioned by mothers and grandmothers in prayer that their daughters will grow up healthy and strong.
●Event locations: Higashi Izu Town
●Period: January 20 to March 31



Kawazu Cherry Blossom
Kawazu cherry trees are distinctive for their large, pink blossoms. Each year, these cherries bloom for a full month, beginning in early February, attracting numerous hanami (cherry-blossom viewing) tourists.
●Event locations: Kawazu Town
●Period: February to March



The Tunnel of Cherry Blossom Trees in Izu Kogen
Izu Kogen is famed throughout Japan for its gaudy stands of blooming cherry trees. Cherry trees line the streets for 3km from the train station, enfolding the visitor in unforgettable scenery.
●Event locations: Ito City
●Period: Late March to early April



Shimoda Park Hydrangea
Shimoda Park lies on a modest elevation overlooking the Port of Shimoda. Here, on a 330,000sqm site, some 150,000 big-leaf hydrangeas are thickly planted, sporting some 3 million flowers.
●Event locations: Shimoda City
●Period: June



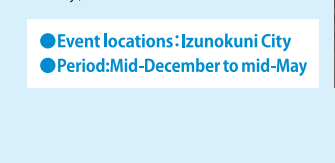
Iseebi Spiny Lobster
Minami Izu town boasts one of the largest catches of Iseebi spiny lobster of any town in Japan. From the time the ban on Iseebi spiny lobster fishing is lifted to November 30, guests staying in the town can enjoy delicious preparations of Iseebi spiny lobster.
●Event locations: Minami Izu Town
●Period: September to November



Opening of the evening observation deck
From fall to winter, the majestic sunsets over the Otago coast attracts crowds of tourists and photography buffs. "Sunset volunteers" offer visitors information and wisdom on the uniqueness of the sunset in Otago.
●Event locations: Nishiizu Town
●Period: Approx. 1 month around March and September



Orange picking
On the east coast of Izu, surrounded by mild climate, many orange gardens spread. Various kinds of oranges are produced, and varieties that can be harvested are different depending on time.
●Event locations: Ito city
●Period: October to June



Strawberry picking
Every year during this period this park becomes crowded with visitors. The fresh, sweet strawberries grown here, nourished by the famous waters of the foothills of Mt. Fuji, must be tasted to be believed.
●Event locations: Izunokuni City
●Period: Mid-December to mid-May